

VILLAGE OF GLENCOE

MEMORANDUM

TO: Paul M. Harlow, Village Manager
FROM: David A. Clark, Finance Director *DAC*
DATE: January 13, 2012
SUBJECT: December 2011 Treasurer's Report

December 2011 represents the tenth accounting period of the Fiscal Year 2012. The following is a summary of the more notable aspects of the December 2011 financial activity of the Village. On a percentage basis, we have completed 83% of the fiscal year.

Trends:

- General, Water and Garbage funds have a combined year-to-date operating excess that is ahead of the year-to-date budget expectations by \$496,000.
- Capital expenditures year-to-date are lower than year-to-date budget expectations.
- All operating funds on target to finish within range of original budgeted expectations.

Other Issues and Noteworthy items:

- The State now owes the Village \$203,340 (September – December Disbursements) in Income Tax revenue.

Upcoming Meetings/Events:

- **January 19th Finance Committee Meeting at 6:00 p.m.**
 - Review Fiscal Year 2013 Recommended Budget
 - Review of Fiscal Year 2013 Recommended Golf Budget
- **January Board Meeting**
 - Review of Fiscal Year 2013 Recommended Budget
 - Review of Fiscal Year 2013 Recommended Golf Budget
 - Approval of Lauterbach and Amen as Auditors for fiscal year 2012
 - Approve 2012 IRMA contribution in the amount of \$257,800
- **February Board Meeting**
 - Approval of Fiscal Year 2013 Village Budget
 - Approval of Fiscal Year 2013 Golf Budget
 - Consider Fiscal Year 2012 Supplemental Appropriation Ordinance (if necessary)
- **March Board Meeting**
 - Receive Village and Golf Fiscal Year 2013 Budget Documents
- **April Board Meeting**
 - Consider Fiscal Year 2013 Appropriation Ordinance

Revenues

General Fund

<u>Source</u>	<u>PY YTD</u>	<u>FY YTD</u>	<u>FY YTD BUD</u>	<u>FY BUD</u>	<u>\$ Of Last Yr.</u>	<u>% of Bud.</u>
PROPERTY TAXES	5,363,718	6,393,152	6,034,116	6,490,819	1,029,434	98.5%
PROPERTY-GARBAGE	595,465	673,469	638,792	687,243	78,004	98.0%
PROPERTY/PENSION-POLICE	856,711	1,008,884	948,617	1,020,567	152,173	98.9%
PROPERTY/PENSION-FIRE	33,387	83,465	69,712	75,000	50,078	111.3%
Property Taxes	6,849,281	8,158,970	7,691,237	8,273,629	1,309,689	98.6%
ILLINOIS INCOME TAXES	523,130	535,635	595,308	711,440	12,505	75.3%
BUILDING PERMITS	682,970	633,607	550,444	635,000	(49,363)	99.8%
MUNICIPAL UTILITY - TAXES	607,554	600,430	641,298	771,120	(7,124)	77.9%
MUNICIPAL SALES TAXES	1,339,880	1,307,040	1,371,672	1,622,537	(32,840)	80.6%
TELECOMMUNICATIONS TAXES	549,890	374,757	470,196	553,000	(175,133)	67.8%
SEWER CHARGE FEES	507,995	469,860	462,937	527,858	(38,135)	89.0%
VEHICLE LICENSES	253,609	277,390	259,122	260,000	23,781	106.7%
INTEREST ON INVESTMENTS	15,346	6,179	17,351	19,493	(9,167)	31.7%
IMET EARNINGS	21,185	197	23,146	25,500	(20,988)	0.8%
CABLE TELEVISION REVENUE	128,822	140,526	128,501	171,335	11,704	82.0%
COMMUTER FEES	75,656	70,635	77,416	105,366	(5,021)	67.0%
Selected Item Total	4,706,037	4,416,256	4,597,391	5,402,649	(289,781)	81.7%
Remaining Item Total	1,169,694	1,122,782	1,018,728	1,285,322	(46,912)	87.4%
GENERAL FUND TOTAL	12,725,012	13,698,008	13,307,356	14,961,600	972,996	91.6%

YTD Actuals Versus YTD Expectations

Revenue

<u>Fund</u>	<u>YTD Actual</u>	<u>YTD Expected</u>	<u>Difference</u>
General	13,698,008	13,307,356	390,652
Garbage	1,200,329	1,170,959	29,370
Water	2,417,767	2,752,169	(334,402)
Total	17,316,104	17,230,484	85,620

Expenditure

<u>Fund</u>	<u>YTD Actual</u>	<u>YTD Expected</u>	<u>Difference</u>
General	11,471,083	12,241,242	(770,159)
Garbage	1,124,839	1,342,400	(217,561)
Water	1,651,155	2,717,115	(1,065,960)
Total	14,247,077	16,300,757	(2,053,680)

*Year-To-Date expected is calculated using the Fiscal Year 2012 total budget and multiplying it by the 4-year average of percent spent year-to-date.

Revenue Trend Analysis

<u>Item</u>	<u>Though December</u>		<u>% Change from PY12 Mo.</u>	<u>FY12 Bud</u>	<u>FY12 Prj (1)</u>	<u>Prj as % of Budget</u>
	<u>2011 12 Mo</u>	<u>2012 12 Mo</u>				
Water Sales	2,075,097	2,008,581	-3.2%	1,929,492	1,990,405	103.2%
Utility Tax	731,089	727,789	-0.5%	771,120	730,252	94.7%
Income Tax (2)	585,269	732,936	25.2%	711,440	651,766	91.6%
Telecommunications Tax	645,493	450,345	-30.2%	553,000	457,561	82.7%
Sales Tax	1,573,345	1,571,271	-0.1%	1,612,354	1,557,905	96.6%
Use Tax	107,807	129,240	19.9%	108,940	124,885	114.6%
Pers. Prop. Replacement	83,919	72,538	-13.6%	78,074	73,424	94.0%
Commuter Lot Fees	106,184	105,800	-0.4%	105,366	98,584	93.6%
Building Permit Fees	844,905	710,119	-16.0%	635,000	718,163	113.1%
Cable TV Tax	170,317	186,595	9.6%	171,335	183,359	107.0%
Motor Fuel Tax	259,687	257,634	-0.8%	228,550	256,882	112.4%
E911 Surcharge	103,367	97,927	-5.3%	91,500	96,386	105.3%
Cellular 911 Surcharge	47,938	48,248	0.6%	49,170	46,645	94.9%
Total Selected Items	7,334,417	7,099,023	-3.2%	7,045,341	6,986,217	99.2%

Note

(1) FY12 Projected is year-to-date revenue plus remaining monthly revenue budget.

(2)

Income Tax Due to Village	
<u>Month</u>	<u>Amount Due</u>
December	42,542
November	45,183
October	70,947
September	44,669
Total	203,340

(3) Revenue Impact By Fund

<u>Fund</u>	<u>Though December</u>		<u>% Change from PY12 Mo.</u>	<u>FY12 Bud</u>	<u>FY12 Prj (1)</u>	<u>Prj as % of Budget</u>
	<u>2011 12 Mo</u>	<u>2012 12 Mo</u>				
General	4,848,328	4,686,633	-3.3%	4,746,629	4,595,899	96.8%
Water	2,075,097	2,008,581	-3.2%	1,929,492	1,990,405	103.2%
MFT	259,687	257,634	-0.8%	228,550	256,882	112.4%
E911	151,305	146,175	-3.4%	140,670	143,031	101.7%
Total	7,334,417	7,099,023	-3.2%	7,045,341	6,986,217	99.2%

Sales Tax Analysis

The detail of the sales tax receipts are now provided only on a quarterly basis due to the Department of Revenue changing their policy on providing financial information to local governments.

FUND STATEMENTS

The following is an entity total statement. The entity total statement includes all the funds listed in summary below plus the debt service fund.

ENTITY TOTAL

(Includes General, Water, Garbage, Debt, MFT and E911 Funds, Excludes Bond Construction)

	<u>PY Mo.</u>	<u>PY YTD</u>	<u>PY Bud</u>	<u>FY Mo.</u>	<u>FY YTD</u>	<u>FY Bud</u>	<u>Rolling 12 mos.</u>
Total Revenue	4,231,383	18,611,573	20,719,645	1,496,023	19,900,449	21,967,925	23,167,637
Total Operating Expense	4,284,987	16,140,370	19,925,869	3,374,018	15,980,723	19,510,869	20,625,807
Operating Excess (Deficit)	<u>(53,604)</u>	<u>2,471,203</u>	<u>793,776</u>	<u>(1,877,995)</u>	<u>3,919,726</u>	<u>2,457,056</u>	<u>2,541,830</u>
Total Capital Expense	(64,155)	(3,467,833)	(3,990,814)	98,259	481,448	2,749,522	249,961
Total Excess (Deficit)	<u>10,551</u>	<u>5,939,036</u>	<u>4,784,590</u>	<u>(1,976,254)</u>	<u>3,438,278</u>	<u>(292,466)</u>	<u>2,291,869</u>

Statement Layout

Below is fund summary for the MFT Fund and E911 Fund. These summaries are provided in a statement layout. **The fund summary for the General, Garbage and Water Fund was removed from this section. Operating statements for these funds are now located following the Table of Contents.**

The statement generally follows revenue (all sources) less operating expenses approach. From that formula, operating excess (deficit) is listed. Capital expenses are next listed, and subtracted from the operating excess (deficit) to determine the total excess (deficit).

MFT FUND

	<u>PY Mo.</u>	<u>PY YTD</u>	<u>PY Bud</u>	<u>FY Mo.</u>	<u>FY YTD</u>	<u>FY Bud</u>	<u>Rolling 12 Mo.</u>
Total Revenue	19,803	222,070	179,600	19,736	218,997	230,050	258,410
Total Operating Expense	2,500	25,000	25,000	17,578	56,718	30,330	61,780
Operating Excess (Deficit)	<u>17,303</u>	<u>197,070</u>	<u>154,600</u>	<u>2,158</u>	<u>162,279</u>	<u>199,720</u>	<u>196,630</u>
Total Capital Expense	-	-	-	-	251,954	500,000	257,772
Total Excess (Deficit)	<u>17,303</u>	<u>197,070</u>	<u>154,600</u>	<u>2,158</u>	<u>(89,675)</u>	<u>(300,280)</u>	<u>(61,142)</u>

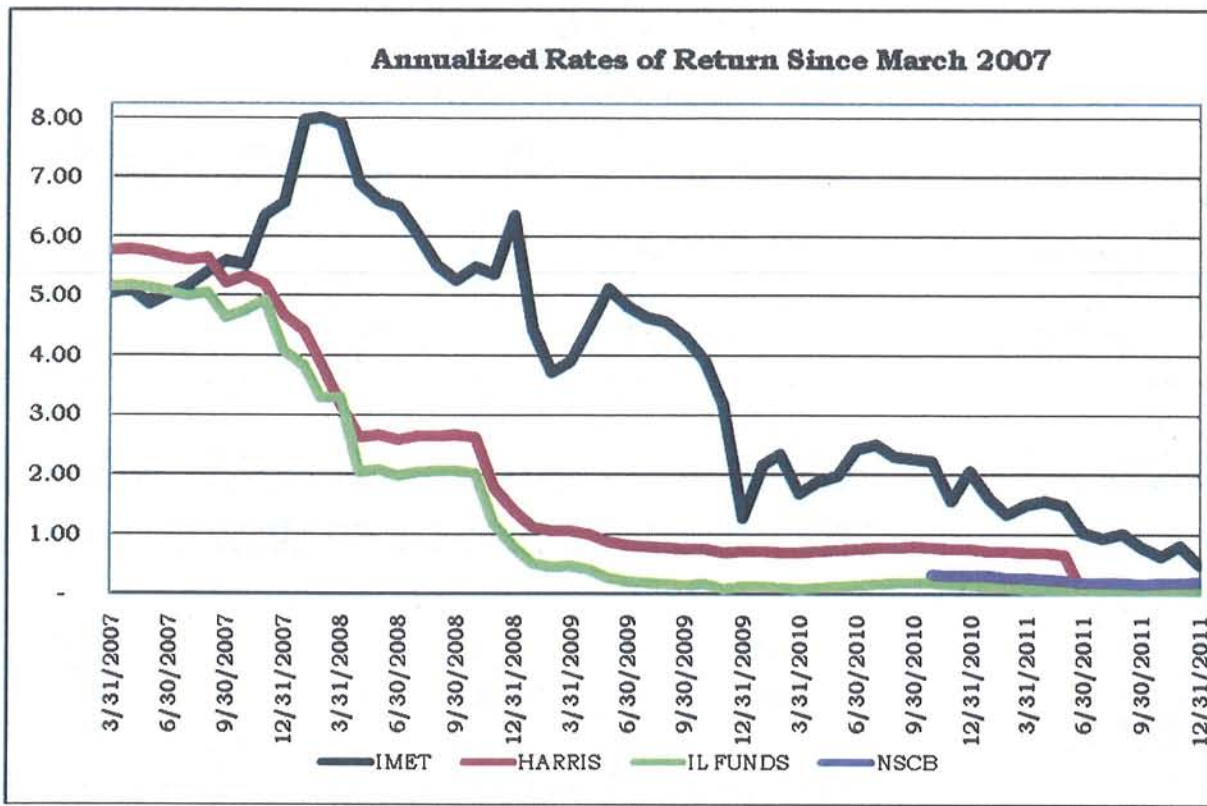
E911 FUND

	<u>PY Mo.</u>	<u>PY YTD</u>	<u>PY Bud</u>	<u>FY Mo.</u>	<u>FY YTD</u>	<u>FY Bud</u>	<u>Rolling 12 Mo.</u>
Total Revenue	15,232	128,442	132,350	12,113	122,973	144,570	146,721
Total Operating Expense	14,058	98,792	105,556	10,911	97,166	134,249	116,478
Operating Excess (Deficit)	<u>1,174</u>	<u>29,650</u>	<u>26,794</u>	<u>1,202</u>	<u>25,807</u>	<u>10,321</u>	<u>30,243</u>
Total Capital Expense	1,115	2,481	96,000	12,960	24,797	65,000	44,199
Total Excess (Deficit)	<u>59</u>	<u>27,169</u>	<u>(69,206)</u>	<u>(11,758)</u>	<u>1,010</u>	<u>(54,679)</u>	<u>(13,956)</u>

Village of Glencoe
Income Statement for Governmental and Proprietary Funds
For Period Ending 12/31/2011

	<u>Debt Service</u>	<u>Capital Projects</u>	<u>E911 and MFT Combined</u>	<u>Total</u>
Revenue				
Taxes				
Property Tax	2,060,649.39	0.00	0.00	2,060,649.39
Other Tax	0.00	0.00	0.00	0.00
E911 Surcharge	0.00	0.00	122,307.37	122,307.37
Personal Property Replacement Tax	0.00	0.00	0.00	0.00
Sales Tax	0.00	0.00	0.00	0.00
Total Taxes	2,060,649.39	0.00	122,307.37	2,182,956.76
Budget - Taxes	2,052,446.03	0.00	140,670.00	2,193,116.03
% of Budget	100.40%	N/A	86.95%	99.54%
Interest				
Interest Income	1,432.05	2,194.44	1,312.53	4,939.02
Property Tax Interest	164.99	0.00	0.00	164.99
Total Interest	1,597.04	2,194.44	1,312.53	5,104.01
Budget - Interest	5,759.97	4,790.00	5,400.01	15,949.98
% of Budget	27.73%	45.81%	24.31%	32.00%
Other Revenue				
Intergovernmental - Allotments	0.00	0.00	218,350.16	218,350.16
Other	0.00	0.00	0.00	0.00
Gifts and Contributions	0.00	0.00	0.00	0.00
Lease & Facility Use Fees	0.00	0.00	0.00	0.00
Reimbursement	0.00	32,617.00	0.00	32,617.00
Other Financing Sources	0.00	0.00	0.00	0.00
Operating Transfers In	0.00	0.00	0.00	0.00
Special Services	0.00	0.00	0.00	0.00
Total Other Revenue	0.00	32,617.00	218,350.16	250,967.16
Budget - Other Revenue	0.00	0.00	228,549.99	228,549.99
% of Budget	N/A	N/A	95.54%	109.81%
Total Revenue	2,062,246.43	34,811.44	341,970.06	2,439,027.93
Budget - Fund Total	2,058,206.00	4,790.00	374,620.00	2,437,616.00
% of Budget	100.20%	726.75%	91.28%	100.06%
Expense				
Personnel				
Salaries	0.00	0.00	33,000.80	33,000.80
Employee Benefits	0.00	0.00	0.00	0.00
Pension Cost	0.00	0.00	5,623.30	5,623.30
Unemployment Insurance	0.00	0.00	0.00	0.00
Total Personnel	0.00	0.00	38,624.10	38,624.10
Budget - Personnel	0.00	0.00	46,348.92	46,348.92
% of Budget	N/A	N/A	83.33%	83.33%
Services				
Maintenance and Repair	0.00	0.00	30,870.83	30,870.83
Service Fees	1,229.23	0.00	47,532.62	48,761.85
Professional Service	0.00	0.00	0.00	0.00
Risk Management	0.00	0.00	0.00	0.00
Other Expense	0.00	0.00	0.00	0.00
Employment Expense	0.00	0.00	0.00	0.00
Special Event	0.00	0.00	0.00	0.00
Lease Costs	0.00	0.00	0.00	0.00
Total Services	1,229.23	0.00	78,403.45	79,632.68
Budget - Services	0.00	0.00	54,900.02	54,900.02
% of Budget	N/A	N/A	142.81%	145.05%

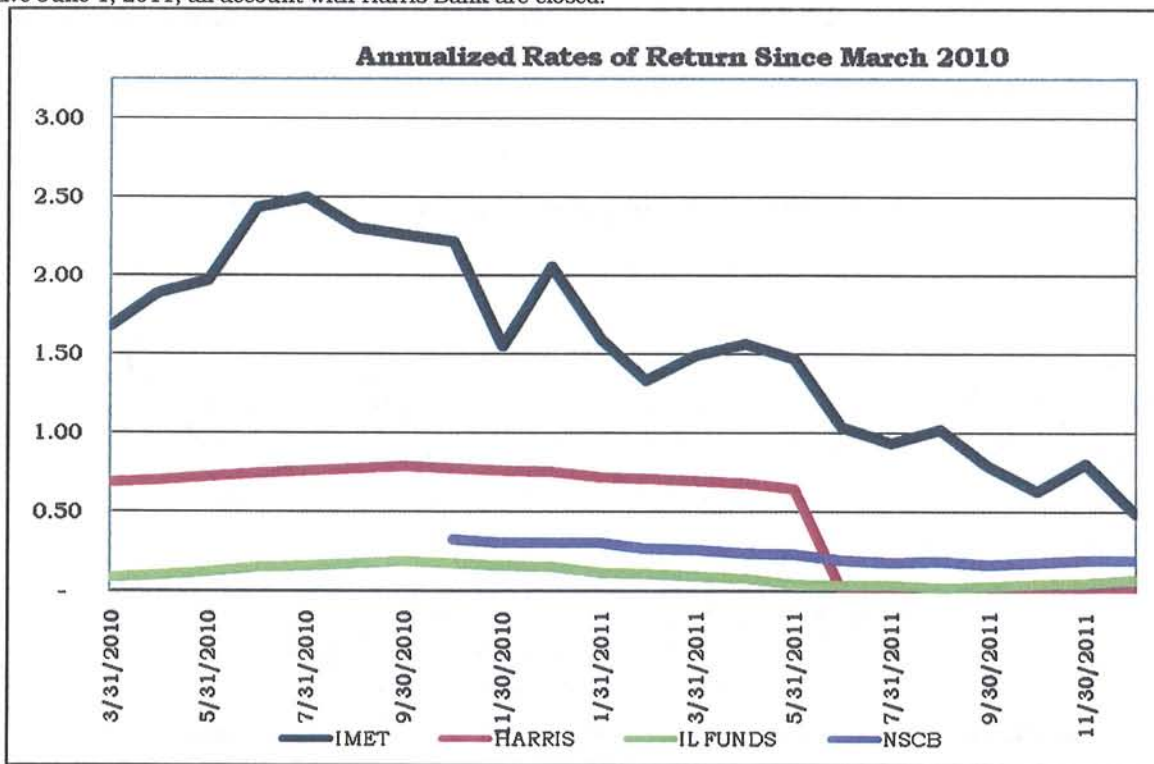
	<u>Debt Service</u>	<u>Capital Projects</u>	<u>E911 and MFT Combined</u>	<u>Total</u>
Commodities				
Supplies	0.00	0.00	0.00	0.00
Equipment	0.00	0.00	11,581.25	11,581.25
Tool Purchase and Repair	0.00	0.00	0.00	0.00
Vehicle Operating Expense	0.00	0.00	0.00	0.00
Total Commodities	0.00	0.00	11,581.25	11,581.25
Budget - Commodities	0.00	0.00	33,000.01	33,000.01
% of Budget	N/A	N/A	35.09%	35.09%
Debt Service				
Principal on Bonds	1,805,000.00	0.00	0.00	1,805,000.00
Interest on Bonds	247,445.00	0.00	0.00	247,445.00
Administrative Fee on Debt	479.42	0.00	0.00	479.42
Total Debt Service	2,052,924.42	0.00	0.00	2,052,924.42
Budget - Debt Service	2,053,296.00	0.00	0.00	2,053,296.00
% of Budget	99.98%	N/A	N/A	99.98%
Capital				
Building & Grounds Improvement	0.00	314,374.18	0.00	314,374.18
Capital Equipment	0.00	0.00	24,797.09	24,797.09
Water System	0.00	0.00	0.00	0.00
Vehicles	0.00	0.00	0.00	0.00
Sewers	0.00	111,444.60	0.00	111,444.60
Streets	0.00	0.00	251,953.71	251,953.71
Total Capital	0.00	425,818.78	276,750.80	702,569.58
Budget - Capital	0.00	241,378.00	565,000.00	806,378.00
% of Budget	N/A	176.41%	48.98%	87.13%
Other Expense				
Professional Service	0.00	0.00	0.00	0.00
Other	0.00	0.00	0.00	0.00
Interfund Expenditure (Transfer)	0.00	0.00	25,275.00	25,275.00
Total Other Expense	0.00	0.00	25,275.00	25,275.00
Budget - Other Expense	0.00	0.00	30,330.00	30,330.00
% of Budget	N/A	N/A	83.33%	83.33%
Total Expense	2,054,153.65	425,818.78	430,634.60	2,910,607.03
Budget - Total Expense	2,053,296.00	241,378.00	729,578.95	3,024,252.95
% of Budget	100.04%	176.41%	59.03%	96.24%
Excess (deficiency) of revenues over (under) expenditures	8,092.78	(391,007.34)	(88,664.54)	(471,579.10)
Budgeted Increase (Decrease) in Fund Balance	4,910.00	(236,588.00)	(354,958.95)	(586,636.95)



RATES

	Dec-10	Dec-11
Cash Interest Rate (Harris)*	0.755%	N/A*
Cash Interest Rate (NSCB)	0.309%	0.200%
IMET Annualized Rate	2.06%	0.490%
Illinois Funds Rate	0.121%	0.069%

*Effective June 1, 2011, all account with Harris Bank are closed.

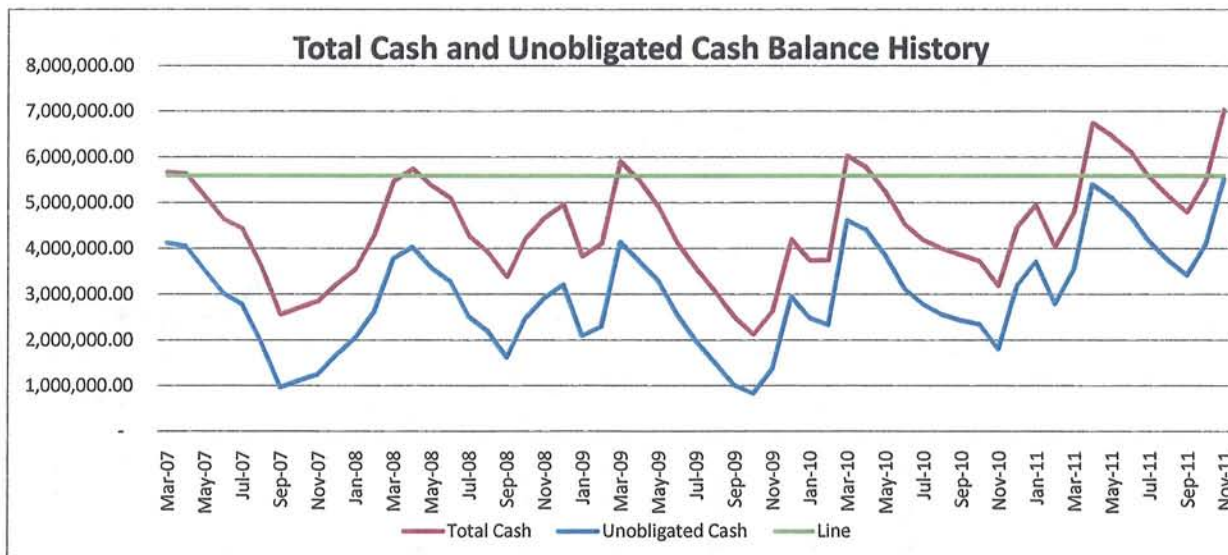


Village of Glencoe
 Balance Sheet for Governmental and Proprietary Funds (1)
 For Period Ending 12/31/2011

	<u>General Fund</u>	<u>Water Fund</u>	<u>Garbage Fund</u>	<u>Debt Service</u>	<u>Capital Projects</u>	<u>E911 and MFT Combined</u>	<u>Total</u>
Assets							
Current Assets							
Cash and Cash Equivalents	5,424,898.69	1,371,415.99	317,560.54	97,479.37	(3,591.03)	817,015.16	8,024,778.72
Cash On Hand	1,016.45	0.00	0.00	0.00	0.00	0.00	1,016.45
Accounts Receivable	126,873.57	157,530.49	94,076.48	0.00	0.00	0.00	378,480.54
Property Tax Receivable	384,506.98	0.00	0.00	94,417.87	0.00	0.00	478,924.85
Other Receivable	80,713.87	7,615.89	11,942.53	0.00	0.00	0.00	100,272.29
Interfund Receivable	1,606,832.15	0.00	0.00	0.00	0.00	0.00	1,606,832.15
Inventory	3,992.80	40,213.85	(896.36)	0.00	0.00	0.00	43,310.29
Prepaid	1,889.46	(368.49)	0.00	0.00	0.00	0.00	1,520.97
Other Taxes Receivable	824,614.52	0.00	0.00	0.00	0.00	21,353.05	845,967.57
Total Current Assets	8,455,338.49	1,576,407.73	422,683.19	191,897.24	(3,591.03)	838,368.21	11,481,103.83
Total Assets	8,455,338.49	1,576,407.73	422,683.19	191,897.24	(3,591.03)	838,368.21	11,481,103.83
Liability							
Current Liabilities							
Employee Withholdings	16,579.84	0.00	0.00	0.00	0.00	0.00	16,579.84
Accounts Payable	202,137.92	89,646.33	70,643.58	0.00	0.00	34,210.55	396,638.38
Other Payables	724,465.69	8,841.00	2,401.82	0.00	0.00	100.00	735,808.51
Current Accrued Leave	0.00	98,837.00	0.00	0.00	0.00	0.00	98,837.00
Debt Service Payable	0.00	0.00	0.00	0.00	0.00	0.00	0.00
Deferred Revenue	384,506.98	0.00	0.00	94,417.87	0.00	0.00	478,924.85
Total Current Liabilities	1,327,690.43	197,324.33	73,045.40	94,417.87	0.00	34,310.55	1,726,788.58
Long-Term Liabilities							
Total Non-Current Payables	570,040.01	181,723.53	0.00	0.00	0.00	0.00	751,763.54
Total Long-Term Liabilities	570,040.01	181,723.53	0.00	0.00	0.00	0.00	751,763.54
Total Liability	1,897,730.44	379,047.86	73,045.40	94,417.87	0.00	34,310.55	2,478,552.12
Current Equity							
Total Current Equity	6,557,608.05	1,197,359.87	349,637.79	97,479.37	(3,591.03)	804,057.66	9,002,551.71
Total of Liabilities and Fund balances	8,455,338.49	1,576,407.73	422,683.19	191,897.24	(3,591.03)	838,368.21	11,481,103.83

Note

(1) Excludes fixed assets, depreciation of assets, General Long Term Debt Account Group (GLTDAG) and General Fixed Assets Account Group (GFAAG).



*Cash balances only include the following funds: General, Water and Garbage Fund.

Noteworthy Disbursements / Employee Reimbursements

Vendor	Amount	Description
DAVE ARDEN	1,887.99	CONTINUING EDUCATION
MATT RADDE	498.73	CONTINUING EDUCATION
MATT RADDE	490.00	GOLF PRO LESSON 12/8/2011
DALE TRUSKY	278.30	ROPES COURSE REIMBURSEMENT
MATTHEW ESPOSITO	223.05	ET REIMBURSEMENT
ROBERT FLORCZAK	200.00	CLOTHING ALLOWANCE
GAIL HOLMES	158.25	FOOTWEAR REIMBURSEMENT
NICHOLAS LOPRESTI	96.50	MEDICARE SUPPLEMENT REIMBURSEMENT
WILLIAM EMBRY	95.00	AUTO ALLOWANCE REIMBURSEMENT
DONALD WEIL	79.46	CHRISTMAS DINNER REIMBURSEMENT
RAYMOND IRBY	50.00	DRIVER'S LICENSE CLASS B
Total	4,057.28	

Table of Contents

- **Operating Statements**
 - **Summary of General, Garbage and Water Fund**
 - **General Fund**
 - **Garbage Fund**
 - **Water Fund**

- **Variance Analysis**
 - **Revenue Variance Analysis***
 - **Expenditure Variation Analysis****

- **Check Register**
 - **Summary Check Register-Village**
 - **Summary Check Register-Golf**

*Revenue Variances for accounts with a budget greater than or equal to \$10,000, 10% over (under) 100% of the monthly budget (monthly budget is based on 3-5 year trend information) and 10% over (under) year to date percent completed.

** Expenditure Variances for accounts with a budget greater than or equal to \$10,000, over 110% of the monthly budget (monthly budget is based on 3-5 year trend information) and 10% over year to date percent completed.

Fund	Village of Glencoe											
	OPERATING STATEMENT											Annual Budget
	Summary of Operating Excess (Deficit) General Fund, Garbage Fund and Water Fund Combined											
For the Month Ending December 31, 2011												
	This Period Actual	This Period Budget	+/- Budget	This Period Last Year	Year To Date Actual	Year To Date Budget	+/- Budget	This Period Last Year	Year To Date Actual	Year To Date Budget	+/- Budget	Year To Date Last Year
OPERATING EXCESS (DEFICIT)												
GENERAL FUND	(412,508)	1,005,776	-	1,526,137	2,451,386	1,679,414	-	1,526,137	2,451,386	1,679,414	-	1,729,629
GARBAGE FUND	116,201	44,103	-	76,241	104,228	84,459	-	76,241	104,228	84,459	-	50,530
WATER FUND	284,599	184,972	-	1,073	1,143,930	1,440,055	-	1,073	1,143,930	1,440,055	-	772,316
TOTAL OPERATING EXCESS (DEFICIT)	(11,708)	1,234,851	-	1,603,451	3,699,544	3,203,928	-	1,603,451	3,699,544	3,203,928	-	2,552,475
CAPITAL EXPENSE												
GENERAL FUND	6,232	-	6,232	50,599	224,460	613,300	(44,367)	50,599	224,460	613,300	(388,840)	432,164
GARBAGE FUND	28,739	-	28,739	-	28,739	255,900	28,739	-	28,739	255,900	(227,161)	32,277
WATER FUND	50,328	-	50,328	-	377,318	1,405,000	50,328	-	377,318	1,405,000	(1,027,682)	21,532
TOTAL	85,299	-	85,299	50,599	630,517	2,274,200	34,700	50,599	630,517	2,274,200	(1,643,683)	486,973
TOTAL EXCESS (DEFICIT)	(97,007)	1,234,851		1,552,852	3,069,027	929,728		1,552,852	3,069,027	929,728		2,066,502
												(183,795)

Village of Glencoe												
OPERATING STATEMENT												
General Fund												
For the Month Ending December 31, 2011												
	This Period	This Period	+/-	This Period	Year To Date	+/-	Year To Date	+/-	Year To Date	+/-	Year To Date	Annual
	Actual	Budget	Budget	Last Year	Budget	Last Year	Budget	Last Year	Budget	Last Year	Budget	Budget
REVENUE												
PROPERTY TAX	233,570	1,855,774	(1,622,204)	2,373,584	8,158,970	(2,140,014)	7,691,238	467,732	6,849,281	1,309,689	8,273,629	
OTHER TAX	-	-	-	-	140,526	-	128,501	12,024	128,822	11,704	171,335	
UTILITY TAX	79,083	85,037	(5,954)	86,966	975,187	(7,883)	1,111,494	(136,307)	1,157,444	(182,257)	1,324,120	
INCOME TAX	46,407	87,955	(41,548)	64,890	535,635	(18,483)	595,308	(59,673)	523,130	12,505	711,440	
SALES TAX	144,058	156,845	(12,787)	155,282	1,413,710	(11,224)	1,462,396	(48,686)	1,432,558	(18,848)	1,731,477	
PERS. PROP. REPL. TAX	3,473	6,436	(2,963)	18,485	63,064	(15,012)	67,714	(4,650)	72,402	(9,338)	78,074	
SEWER CHARGE	32,065	33,785	(1,720)	34,788	469,860	(2,723)	462,937	6,923	507,995	(38,135)	527,858	
AMBULANCE FEES	11,517	16,959	(5,442)	23,497	116,318	(11,980)	125,552	(9,234)	133,090	(16,772)	148,944	
SPECIAL SERVICES	-	-	-	-	646	-	-	646	-	-	-	
BUILDING PERMITS	41,753	41,962	(209)	85,785	668,895	(44,032)	578,885	90,010	712,027	(43,132)	667,485	
ALARM PERMITS	40,937	25,804	15,133	33,790	59,032	7,147	60,210	(1,178)	69,191	(10,159)	77,040	
FINES & FORFEITS	12,062	9,212	2,850	6,337	112,567	5,725	122,292	(9,725)	121,953	(9,386)	143,800	
LICENSES	3,330	1,813	1,517	4,008	333,283	(678)	306,481	26,802	311,533	21,750	312,921	
FEES	3,866	5,997	(2,131)	4,825	73,389	(959)	81,773	(8,384)	78,269	(4,880)	110,172	
INTEREST	(6,513)	2,311	(8,824)	(2,131)	7,025	(4,382)	41,846	(34,821)	37,126	(30,101)	97,348	
OTHER REVENUE	76,609	68,011	8,598	161,417	569,902	(84,808)	470,729	99,173	590,191	(20,289)	585,957	
TOTAL	722,217	2,397,901	(1,675,684)	3,051,523	13,698,009	(2,329,306)	13,307,356	390,652	12,725,012	972,997	14,961,600	
EXPENSES												
PERSONNEL	768,664	1,019,318	(250,654)	1,094,538	8,910,414	(325,874)	9,000,355	(89,941)	8,543,158	367,256	11,077,635	
SERVICES	128,356	123,372	4,984	115,422	1,303,438	12,934	1,435,500	(132,062)	1,271,299	32,139	1,713,922	
COMMODITIES	75,304	70,816	4,488	98,284	595,889	(22,980)	698,804	(102,915)	627,844	(31,955)	895,612	
DEBT SERVICE	-	-	-	-	-	-	-	-	-	-	-	
OTHER	162,401	178,619	(16,218)	217,142	436,882	(54,741)	493,283	(56,401)	553,082	(116,200)	665,115	
TOTAL	1,134,725	1,392,125	(257,400)	1,525,386	11,246,623	(390,661)	11,627,942	(381,319)	10,995,383	251,240	14,352,284	
OPERATING EXCESS (DEFICIT)	(412,508)	1,005,776		1,526,137	2,451,386		1,679,414		1,729,629		609,316	
CAPITAL	6,232	-	6,232	50,599	224,460	(44,367)	613,300	(388,840)	432,164	(207,704)	765,000	
TOTAL EXCESS (DEFICIT)	(418,740)	1,005,776		1,475,538	2,226,926		1,066,114		1,297,465		(155,684)	

Village of Glencoe											
OPERATING STATEMENT											
Garbage Fund											
For the Month Ending December 31, 2011											
	This Period	This Period	+/-	Year To Date	Year To Date	+/-	Year To Date	Year To Date	+/-	Year To Date	Annual
	Actual	Budget	Budget	Actual	Budget	Last Year	Actual	Budget	Last Year	Budget	Budget
REVENUE											
PERS. PROP. REPL. TAX	-	1,750	(1,750)	7,000	7,000	-	7,000	7,000	-	7,000	7,000
GARBAGE SERVICE FEES	60,930	60,229	701	617,516	634,236	729	617,516	634,236	(16,720)	559,571	57,945
RECYCLING FEES	16,077	15,901	176	159,014	156,985	459	159,014	156,985	2,029	152,965	6,049
YARD WASTE PROG. FEES	194	(297)	491	27,576	30,036	(848)	27,576	30,036	(2,460)	30,110	(2,534)
INTEREST	21	100	(79)	8	1,279	13	411	1,279	(868)	1,060	(649)
OTHER REVENUE	185,319	78,979	106,340	388,812	341,423	52,245	388,812	341,423	47,389	314,682	74,130
TOTAL	262,541	156,662	105,879	1,200,329	1,170,959	52,598	1,200,329	1,170,959	29,370	1,065,388	134,941
EXPENSES											
PERSONNEL	58,714	61,101	(2,387)	49,828	543,800	8,886	509,993	543,800	(33,807)	509,736	257
SERVICES	73,391	41,381	32,010	77,851	429,679	(4,460)	484,000	429,679	54,321	422,815	61,185
COMMODITIES	13,314	8,674	4,640	3,721	97,014	9,593	88,284	97,014	(8,730)	69,808	18,476
DEBT SERVICE	921	1,403	(482)	2,302	16,007	(1,381)	13,824	16,007	(2,183)	12,499	1,325
OTHER	-	-	-	-	-	-	-	-	-	-	-
TOTAL	146,340	112,559	33,781	133,702	1,086,500	12,638	1,096,101	1,086,500	9,601	1,014,858	81,243
OPERATING EXCESS (DEFICIT)	116,201	44,103	72,098	863,627	84,459	39,960	104,228	84,459	(23,771)	50,530	87,119
CAPITAL	28,739	-	28,739	28,739	255,900	28,739	28,739	255,900	(227,161)	32,277	(3,538)
TOTAL EXCESS (DEFICIT)	87,462	44,103	43,359	115,366	(171,441)	67,469	133,467	(171,441)	(153,802)	18,253	(168,781)

Village of Glencoe												
OPERATING STATEMENT												
Water Fund												
For the Month Ending December 31, 2011												
	This Period	This Period	+/-	Year To Date	Year To Date	+/-	Year To Date	Year To Date	+/-	Year To Date	+/-	Annual
	Actual	Budget	Budget	Actual	Budget	Last Year	Budget	Last Year	Budget	Last Year	Last Year	Budget
REVENUE												
WATER SALES	119,328	120,286	(958)	1,778,840	1,720,157	7,693	58,683	1,874,646	(95,806)	1,933,200		
METER SALES	969	264	705	13,431	9,090	(100)	4,341	16,023	(2,592)	10,000		
INTEREST	152	26	126	1,157	828	104	329	529	628	1,010		
OTHER REVENUE	299,678	185,067	114,611	624,339	1,022,095	296,832	(397,756)	66,761	557,578	1,271,405		
TOTAL	420,127	305,643	114,484	2,417,767	2,752,170	304,529	(334,403)	1,957,959	459,808	3,215,615		
EXPENSES												
PERSONNEL	87,664	88,837	(1,173)	888,616	904,321	3,422	(15,705)	873,167	15,449	1,087,402		
SERVICES	36,215	22,841	13,374	276,982	304,263	18,803	(27,281)	237,179	39,803	388,833		
COMMODITIES	11,649	8,993	2,656	108,239	103,531	(1,222)	4,708	75,297	32,942	124,710		
DEBT SERVICE	-	-	-	-	-	-	-	-	-	-		
OTHER	-	-	-	-	-	-	-	-	-	-		69,000
TOTAL	135,528	120,671	14,857	1,273,837	1,312,115	21,003	(38,278)	1,185,643	88,194	1,669,945		
OPERATING EXCESS (DEFICIT)	284,599	184,972		1,143,930	1,440,055			772,316		1,545,670		
CAPITAL	50,328	-	50,328	377,318	1,405,000	50,328	(1,027,682)	21,532	355,786	1,405,000		
TOTAL EXCESS (DEFICIT)	234,271	184,972		766,612	35,055			750,784		140,670		

VILLAGE OF GLENCOE
 VARIANCE REPORT
 FOR PERIOD ENDING 12/31/2011

DECEMBER 2011 REVENUE VARIANCE REPORT

Accounts	YTD Rev	YTD Budget	% YTD Budget	Total Budget	% Total Budget	Reason
WATER FUND						
11-110-110-32420 : METER SALES	13,431.00	9,089.80	147.76%	10,000.00	134.31%	Meter replacements due to redevelopment (November).
11-110-110-35105 : OTHER FINANCING SOURCES	560,052.00	960,000.00	58.34%	1,200,000.00	46.67%	IEPA loan reimbursement for the submitted disbursement requests (Dec)

GENERAL FUND

12-120-120-31117 : PROPERTY TAX - FIRE PENSION	83,464.88	69,712.50	119.73%	75,000.00	111.29%	Second installment received in late October/early November (October)
12-120-120-31315 : TELECOMMUNICATIONS TAX	374,756.91	470,196.29	79.70%	553,000.00	67.77%	Budget overstated, the last quarter of Fiscal Year 2011 a revised return was filed with the state, this spiked the revenue. A request was submitted to the Dept. of Revenue to review telecommunication tax disbursements to the Village (October).
12-120-120-31415 : GENERAL BUSINESS LICENSES	25,746.00	19,510.91	131.96%	24,750.01	104.02%	Licenses are renewed at the beginning of the fiscal year (April). Includes landscaping and snowplowing licenses.
12-120-120-31505 : BUILDING PERMITS	633,607.34	550,444.49	115.11%	635,000.00	99.78%	Multiple permits issued in November, total revenue received in November was \$235,752 (November).
12-120-120-31515 : SEWER PERMITS	14,630.00	13,124.82	111.47%	14,000.01	104.50%	Seasonal based on utility repair activity.
12-120-120-31605 : USE TAX	106,669.34	90,724.06	117.58%	108,940.01	97.92%	Increase in remittance of use tax for online purchases (August).
12-120-120-31910 : MISC. STATE GRANTS	25,000.00	-	N/A	-	N/A	Initial payment of \$75,000 grant for Sheridan bridge repairs (October).
12-120-120-32310 : ILL VIOLATIONS	17,477.76	15,509.89	112.69%	18,600.01	93.97%	Fines went up from \$75 to \$120.
12-120-120-32805 : INTEREST ON INVESTMENTS	6,178.66	17,351.21	35.61%	19,493.01	31.70%	Dependent upon rates and cash available to invest (May).
12-120-120-32810 : IMET EARNINGS	196.61	23,146.36	0.85%	25,500.01	0.77%	Dependent upon rates and cash available to invest (May). IMET experienced a significant loss at the end of the calendar year.
12-120-120-32910 : MAINTENANCE OF STATE HIGHWAYS	13,526.92	9,049.54	149.48%	11,618.99	116.42%	Quarterly payment for maintenance of state highways and signals received (April).
12-120-120-32945 : IRMA REIMBURSEMENT	-	11,788.80	0.00%	16,000.00	0.00%	No reimbursable claims fiscal year to date. (April)
12-120-120-32980 : SPRINT CO-LOCATOR REV	-	6,093.39	0.00%	11,219.99	0.00%	LSCC remits the Village's percentage at the end of the fiscal year (September).
12-120-120-32985 : AT&T CO-LOCATOR REV	30,911.99	14,509.72	213.04%	24,837.00	124.46%	LSCC receives a portion of these revenues, payment made to LSCC mid-fiscal year and at the end of the Fiscal Year.
12-120-120-32990 : SPLIT-LOT REIMBURSEMENT	49,470.00	21,151.11	233.89%	47,590.00	103.95%	Payment made by Winnetka for the Fiscal Year. Budget is based on 2006 base amount (December).
12-120-120-32995 : SUNDRY	16,583.50	11,602.00	142.94%	17,000.00	97.55%	Costs associated with recent photo shoot in parking lot (June).
12-120-120-33105 : SPECIAL DUTY OVERTIME	55,677.29	43,215.75	128.84%	48,541.99	114.70%	Based on request and need for special events (May).
12-120-120-33115 : SALE OF FUEL - OTHER GOVT	16,532.65	13,454.02	122.88%	17,340.00	95.34%	Increased use of fuel by other entities within the Village. Expense is 100% reimbursed (October).

CONSTRUCTION FUND

15-810-809-32960 : MISC. REIMBURSEMENT - 2009	32,617.00	-	N/A	-	N/A	Reimbursement lighting grant received (June).
---	-----------	---	-----	---	-----	---

Accounts	YTD Rev	YTD Budget	% YTD Budget	Total Budget	% Total Budget	Reason
MOTOR FUEL TAX FUND						
16-310-160-31805 : MOTOR FUEL TAX ALLOTMENTS	218,350.16	190,018.33	114.91%	228,549.99	95.54%	Received supplemental payment from the State of Illinois for the capital program (July).
CHICAGO BOTANIC GARDENS						
40-950-950-31910 : MISC. STATE GRANTS	34,495.55	-	N/A	-	N/A	Grant received on behalf of Chicago Botanic Gardens (August).
40-950-950-32960 : MISC. REIMBURSEMENT	145,631.65	-	N/A	-	N/A	Reimbursement from the Botanic Gardens for engineering expenses (May).

VILLAGE OF GLENCOE
 VARIANCE REPORT
 FOR PERIOD ENDING 12/31/2011

DECEMBER 2011 EXPENDITURE VARIANCE REPORT

Accounts	YTD Exp	YTD Budget	% YTD Budget	Total Budget	% Total Budget	Reason
11-110-365-51280 : WATER MAIN - EMERGENCIES	26,508.23	14,209.59	186.55%	18,000.00	147.27%	Emergency Repair - Park Ave. bluff, Crescent Dr. bridge (March).
11-110-365-84120 : CIP WATER SYSTEM IMPROVEMENTS	266,070.60	0.00	N/A	0.00	N/A	Construction, engineering, and IDOT permit costs associated with the IEPA loan (November).
11-110-370-61195 : TREATMENT CHEMICALS	18,349.69	15,618.03	117.49%	18,720.00	98.02%	Purchase of inventory chemicals, timing (December).

GENERAL FUND

VILLAGE MANAGER'S OFFICE

12-205-204-42610 : EMPLOYEE BENEFIT	98,051.92	88,916.64	110.27%	103,007.01	95.19%	Last quarterly payment for Village Insurance Broker paid in December (December).
12-205-208-54120 : LITIGATION COUNSEL	36,908.88	10,862.93	339.77%	12,000.02	307.57%	Pending litigation regarding a sign issue (May).

FINANCE

12-210-222-66110 : USE OF FUEL - OTHER GOV'T	22,202.21	19,636.56	113.07%	22,999.99	96.53%	Use of fuel by other public entities in Glencoe, reimbursement is received for this expense (August).
12-210-224-47110 : UNEMPLOYMENT INSURANCE	25,114.98	19,203.32	130.78%	20,000.00	125.57%	Unanticipated increase in unemployment rate as compared to previous years. The rate in 2010 was .950% as compared to the current rate of 1.8% (April).

PUBLIC WORKS

12-305-328-56110 : INSURANCE DEDUCTIBLES	40,825.44	26,241.87	155.57%	30,699.99	132.98%	Deductible increase from \$50,000 to \$100,000, and an increase in the number of claims (September).
12-305-332-42310 : OVERTIME	20,262.48	12,786.28	158.47%	15,000.00	135.08%	Response to July 23rd storm and flooding event (July)
12-305-332-51235 : SEWER MAINTENANCE	56,526.10	49,499.99	114.19%	49,499.99	114.19%	Emergency sewer repairs (August).
12-305-332-61110 : MATERIALS	42,247.88	36,606.90	115.41%	38,000.01	111.18%	Restocking increased due to the repairs following the July 23rd storm (April).
12-305-332-61187 : VEHICLE GAS-OIL-GREASE	19,350.34	12,185.34	158.80%	14,875.01	130.09%	Increased activity due to flooding response in May (June)
12-305-336-42210 : SALARIES - TEMPORARY	31,312.57	25,106.57	124.72%	29,700.01	105.43%	Increase temp. labor in lieu of contract services (April).
12-305-336-42310 : OVERTIME	16,923.36	10,354.15	163.45%	12,000.00	141.03%	Storm clean-up activities (June).
12-305-336-46115 : SOCIAL SECURITY ADMIN	22,577.88	20,154.24	112.03%	24,053.01	93.87%	Due to overtime and short term salaries (December).
12-305-340-51105 : BUILDING MAINTENANCE	12,768.78	10,212.32	125.03%	12,039.99	106.05%	Alarm system annual inspection and elevator security upgrades (April).
12-305-340-81115 : VILLAGE HALL IMPROVEMENTS	27,005.00	0.00	N/A	0.00	N/A	Structural repairs and new clocks for cupola (October).
12-305-344-51110 : CNW DEPOT MAINTENANCE	12,711.82	7,114.88	178.67%	10,000.01	127.12%	Exterior light repairs (June).
12-305-348-42110 : SALARIES - REGULAR	16,247.13	14,446.82	112.46%	17,039.01	95.35%	Percentage of Inspector salary for the Fiscal Year (July).
12-305-352-51105 : BUILDING MAINTENANCE	21,599.18	12,396.76	174.23%	13,699.99	157.66%	Repairs to sprinkler system and carpet replaced (August).
12-305-356-51215 : UTILITY STREET PATCH R/M	46,794.79	38,000.01	123.14%	38,000.01	123.14%	Contract concrete work and storm sewer trench repair on Westwood (May).
12-305-356-66105 : VEHICLE OPERATING EXPENSE	60,558.50	33,154.07	182.66%	47,000.01	128.85%	Equipment repairs in the Street Division (October).

Accounts	YTD Exp	YTD Budget	% YTD Budget	Total Budget	% Total Budget	Reason
PUBLIC SAFETY						
12-405-405-42210 : SALARIES - TEMPORARY	42,300.56	35,200.71	120.17%	42,000.00	100.72%	Increased cost due patrols at Dell Beach. Increased use of Paid-On-Call officers to staff fire shift (October)
12-405-405-42310 : OVERTIME	310,341.35	235,525.64	131.77%	280,112.00	110.79%	Costs associated with providing Advanced Firefighter Certification class for 21 Public Safety officers (June).
12-405-405-61187 : VEHICLE GAS-OIL-GREASE	52,311.57	41,776.18	125.22%	50,399.99	103.79%	Anticipated increase in fuel use during summer months in response to increased activity and training (July).
12-405-410-42310 : OVERTIME	116,565.62	80,123.58	145.48%	91,341.02	127.62%	Costs associated with providing Advanced Firefighter Certification class for 21 Public Safety officers (June).

GARBAGE FUND

13-315-375-56110 : INSURANCE DEDUCTIBLES	89,023.86	21,024.03	423.44%	22,000.00	404.65%	Claim carryover from previous calendar year, \$50,000 deductible (April).
13-315-375-61187 : VEHICLE GAS-OIL-GREASE	39,729.92	33,114.85	119.98%	39,000.01	101.87%	Increase cost of fuel (October).
13-315-375-66105 : VEHICLE OPERATING	31,246.40	27,763.65	112.54%	32,000.00	97.65%	Increase repairs of leaf equipment.

BOND CONSTRUCTION FUND

15-810-809-81125 : BUILDING IMPROVEMENTS - 2009	314,374.18	0.00	N/A	123,270.00	255.03%	Carryover of FY 2011 expenses and Fire Sprinkler Contract (April).
15-810-809-85105 : CIP SEWERS - 2009	111,444.60	0.00	N/A	118,108.00	94.36%	Carryover of FY 2011 expenses and Sewer Lining Contract (April).

MOTOR FUEL TAX FUND

16-310-380-51195 : CRACK SEALING REPAIRS	30,860.33	0.00	N/A	0.00	N/A	Street maintenance: road salt and pavement marking services (December)
--	-----------	------	-----	------	-----	--

CHICAGO BOTANIC GARDENS

40-950-950-53125 : ENGINEERING SERVICES	121,628.64	0.00	N/A	0.00	N/A	Payment made on behalf of the Botanic Gardens, per agreement. The Village is 100% reimbursed for expenses (April).
40-950-950-81125 : BUILDING IMPROVEMENTS	24,002.99	0.00	N/A	0.00	N/A	Payment made on behalf of the Botanic Gardens, per agreement. The Village is 100% reimbursed for expenses (September).
40-950-950-93125 : MISCELLANEOUS REFUNDS	34,495.55	0.00	N/A	0.00	N/A	Grant funds received by the Village and check issued to the Chicago Botanic Gardens from funding received (August).

Check Register (Village)

December Expense Summary (Village)

	Totals
Village Check Total	\$ 880,206.25
Village EFT Total	\$ 60,121.39

Bank Transfers - Detail

Village

Payroll Expenses

<u>Date</u>	<u>Description</u>	<u>Amount</u>
12/15/2011	Federal Taxes	71,987.24
12/15/2011	State Taxes	14,727.48
12/15/2011	ICMA	18,444.81
12/15/2011	ROTH	850.00
12/15/2011	Police Pension	12,558.88
12/31/2011	Federal Taxes	69,745.09
12/31/2011	State Taxes	14,420.72
12/31/2011	ICMA	17,485.77
12/31/2011	ROTH	850.00
12/31/2011	Police Pension	12,324.25
12/31/2011	IMRF	57,888.96
	Payroll Total	<u>291,283.20</u>

AFLAC (Flexible Spending Account Reimbursement)

12/2/2011	AFLAC	718.33
12/12/2011	AFLAC	791.84
12/16/2011	AFLAC	687.19
12/22/2011	AFLAC	545.05
12/30/2011	AFLAC	1,262.60
	AFLAC Total	<u>4,005.01</u>

BC/BS-Insurance (Village and Golf)

12/1/2011	BCBS PPO	76,820.60
12/1/2011	BCBS HMO	83,894.93
	BC/BS Total	<u>160,715.53</u>

Village Bank Transfer Total \$ **456,003.74**

Village Grand Total (Checks, EFT, Bank Transfers)	\$ 1,396,331.38
--	------------------------

**VILLAGE OF GLENCOE
CHECK REGISTER SUMMARY
DECEMBER 2011**

Check	Vendor	Amount	Date
116631	DIMEO BROTHERS, INC.	292,782.18	01/06/2012
116521	CARMAX AUTO SUPERSTORES, INC.	116,000.00	12/09/2011
116788	UTILITY SERVICE CO, INC	35,625.00	01/19/2012
116749	OLD DOMINION BRUSH CO	30,970.62	01/19/2012
116656	CARGILL INCORPORATED	20,861.25	01/19/2012
116630	CURRIE MOTORS FRANKFORT	19,368.00	01/06/2012
116639	AL WARREN OIL CO	17,548.52	01/19/2012
116694	GROOT INDUSTRIES, INC.	16,305.04	01/19/2012
116593	NORCOM	14,330.84	12/23/2011
116743	NORTH SHORE BUILDERS, INC.	13,650.00	01/19/2012
116730	MLCB, INC.	12,950.00	01/19/2012
116731	MLCB, INC.	12,600.00	01/19/2012
116773	SOLID WASTE AGENCY OF NORTHERN COOK COUNTY	11,793.29	01/19/2012
116531	INNOPRISE SOFTWARE, INC.	11,245.50	12/09/2011
116722	MARK MEADE EXCAVATORS, INC.	8,920.00	01/19/2012
116737	MUNICIPAL GIS PARTNERS, INC.	8,851.68	01/19/2012
116680	EXELON ENERGY	7,685.00	01/19/2012
116524	CORPORATE BENEFIT CONSULTANTS, INC.	7,500.00	12/09/2011
116664	COMED	7,361.76	01/19/2012
116626	DELTA DENTAL PLAN OF ILLINOIS	5,994.45	01/01/2012
116738	MURPHY & MILLER, INC.	5,629.90	01/19/2012
116697	GUY SCOPELLITI ORIGINAL LANDSCAPING CO., INC.	4,940.10	01/19/2012
116797	WIRFS INDUSTRIES INC.	4,544.83	01/19/2012
116732	MLCB, INC.	4,500.00	01/19/2012
116699	HD SUPPLY WATERWORKS, LTD.	4,255.30	01/19/2012
116760	R.G. SMITH EQUIPMENT CO.	4,184.00	01/19/2012
116640	ALPHA BUILDING MAINTENANCE SERVICE	4,100.00	01/19/2012
116701	HYDRITE CHEMICAL COMPANY	3,991.48	01/19/2012
116578	CALL ONE	3,953.75	12/23/2011
116693	GRAINGER PARTS	3,653.35	01/19/2012
116756	PLATINUM PROFESSIONALS, INC.	3,370.00	01/19/2012
116682	FAMILY COUNSELING SERV OF GLENCOE	3,101.42	01/19/2012
116681	F J KERRIGAN PLUMBING CO. INC	3,010.03	01/19/2012
116690	GLENCOE PARK DISTRICT	3,000.00	01/19/2012
116765	ROBERTA OLSHANSKY	3,000.00	01/19/2012
116562	PHYSIO-CONTROL, INC.	2,976.96	12/16/2011
116665	COMED	2,882.20	01/19/2012
116717	LINDCO EQUIPMENT SALES, INC.	2,747.19	01/19/2012
116716	LAKES ELECTRIC, INC	2,705.51	01/19/2012
116757	POMP'S TIRE SERVICE, INC.	2,456.71	01/19/2012
116733	MORTENSON ROOFING CO., INC.	2,443.00	01/19/2012
116607	STATE DISBURSEMENT UNIT	2,414.63	12/30/2011
116600	AFLAC	2,385.26	12/30/2011
116595	RCM DATA CORPORATION	2,252.59	12/23/2011
116741	NCC-PETERSON PRODUCTS	2,229.29	01/19/2012
116774	STANDARD EQUIPMENT COMPANY	2,205.25	01/19/2012
116675	DELL MARKETING L P	2,150.18	01/19/2012
116628	PRUDENTIAL INSURANCE COMPANY OF AMERICA	2,134.88	01/01/2012

Check	Vendor	Amount	Date
116751	PASQUESI PLUMBING CORP.	2,075.60	01/19/2012
116787	UTILITY DYNAMICS CORPORATION	2,072.00	01/19/2012
116767	SENTINEL TECHNOLOGIES, INC.	2,028.00	01/19/2012
116673	DEBBIE KIRSCH	2,000.00	01/19/2012
116724	MATTHEW COLMAN	2,000.00	01/19/2012
116535	PLATINUM PROFESSIONALS, INC.	1,975.00	12/09/2011
116677	DN WELDING & FABRICATING, INC.	1,941.00	01/19/2012
116526	CUTTER & BUCK	1,930.60	12/09/2011
116718	LOGSDON OFFICE SUPPLY	1,921.59	01/19/2012
116573	STATE DISBURSEMENT UNIT	1,914.63	12/15/2011
116783	TRADEMARK GRAPHICS, INC.	1,851.42	01/19/2012
116662	CLIENTFIRST CONSULTING GROUP, LLC	1,837.50	01/19/2012
116543	UNION PACIFIC RAILROAD CO	1,740.67	12/09/2011
116527	DIRECT RESPONSE RESOURCE	1,674.20	12/09/2011
116558	IT IN MOTION, INC.	1,667.69	12/16/2011
116647	AUTO TECH CENTERS, INC.	1,659.68	01/19/2012
116769	SHERIDAN AUTO PARTS	1,641.81	01/19/2012
116770	SICALCO, LTD.	1,568.00	01/19/2012
116676	DIRECT RESPONSE RESOURCE	1,509.50	01/19/2012
116564	SUBURBAN ACCENTS, INC.	1,500.00	12/16/2011
116723	MASTER HYDRAULICS & MACHINING CO.	1,481.00	01/19/2012
116592	NEXTEL COMMUNICATIONS	1,281.19	12/23/2011
116557	HARRIS TRUST AND SAVINGS BANK	1,256.40	12/16/2011
116576	AT&T	1,254.97	12/23/2011
116589	HARRIS TRUST AND SAVINGS BANK	1,245.15	12/23/2011
116785	USABLUEBOOK	1,234.10	01/19/2012
116711	INTELLISYS, INC.	1,200.00	01/19/2012
116780	THE MULCH CENTER	1,200.00	01/19/2012
116635	STRAND ASSOCIATES, INC.	1,199.27	01/06/2012
116583	DIRECT RESPONSE RESOURCE	1,176.11	12/23/2011
116698	HACH COMPANY	1,171.49	01/19/2012
116539	SUNGARD PUBLIC SECTOR INC.	1,091.28	12/09/2011
116777	SUNGARD PUBLIC SECTOR INC.	1,091.28	01/19/2012
116545	ARGUS-HAZCO	1,075.81	12/16/2011
116588	HARRIS TRUST AND SAVINGS BANK	1,072.22	12/23/2011
116553	HARRIS TRUST AND SAVINGS BANK	1,051.77	12/16/2011
116577	ATHANAS FENCE COMPANY	1,000.00	12/23/2011
116520	C. FREDERICK & ELEANOR TOLSON	1,000.00	12/09/2011
116579	CHAMPION FENCE CO.	1,000.00	12/23/2011
116525	CRAIG CARBERRY	1,000.00	12/09/2011
116584	EARL ROSEN	1,000.00	12/23/2011
116616	FJF WORKSHOP	1,000.00	12/30/2011
116709	IMAGES BY KAMINSKI & MOON INC.	1,000.00	01/19/2012
116633	MUELLER LANDSCAPE CO.	1,000.00	01/06/2012
116599	YOSHIKO FUJITA	1,000.00	12/23/2011
116550	GALLS, AN ARAMARK COMPANY	981.71	12/16/2011
116691	GLENVIEW TRANSFER STATION	939.55	01/19/2012
116660	CINTAS CORPORATION	938.04	01/19/2012
116748	OFFICE DEPOT	912.02	01/19/2012
116529	GLEASON & ELFERING	894.41	12/09/2011
116704	ILLINOIS COFFEE SERVICE, INC.	888.59	01/19/2012
116614	CURTIS 1000, INC.- MIDWEST	884.15	12/30/2011
116736	MSF GRAPHICS INC.	833.00	01/19/2012

Check	Vendor	Amount	Date
116653	BRISTOL HOSE & FITTING	812.78	01/19/2012
116763	RICK'S AUTOCARE & COLLISION REPAIR	801.63	01/19/2012
116766	RON TURLEY ASSOCIATES, INC.	800.00	01/19/2012
116586	FRED ALEXANDER	791.67	12/23/2011
116540	TKB ASSOCIATES, INC.	780.00	12/09/2011
116643	AMERICANEAGLE.COM, INC.	750.00	01/19/2012
116755	PITNEY BOWES	750.00	01/19/2012
116727	MEADE, INC.	749.83	01/19/2012
116729	MIDWEST METER, INC.	749.25	01/19/2012
116678	DOUGLAS TRUCK PARTS, INC.	717.28	01/19/2012
116572	NEW TRIER FEDERAL CREDIT UNION	700.00	12/15/2011
116606	NEW TRIER FEDERAL CREDIT UNION	700.00	12/30/2011
116556	HARRIS TRUST AND SAVINGS BANK	693.45	12/16/2011
116700	HOME DEPOT CREDIT SERVICES	667.42	01/19/2012
116636	AC DYNA-TITE CORPORATION	664.50	01/19/2012
116754	PETER BAKER & SON CO.	657.50	01/19/2012
116575	ARGUS-HAZCO	622.50	12/23/2011
116687	GALLS, AN ARAMARK COMPANY	621.83	01/19/2012
116598	VERIZON WIRELESS	608.18	12/23/2011
116758	PROSAFETY, INC	596.76	01/19/2012
116646	AUTO GLASS TEK, INC.	545.00	01/19/2012
116528	GALLS, AN ARAMARK COMPANY	522.23	12/09/2011
116793	WHOLESALE DIRECT INC.	511.02	01/19/2012
116745	NORTH SHORE GAS	483.51	01/19/2012
116542	U.S. POSTMASTER (GLENCOE MEMO)	477.88	12/09/2011
116794	WILKENS-ANDERSON	463.66	01/19/2012
116706	ILLINOIS FIRE CHIEFS ASSOCIATION	450.00	01/19/2012
116655	CALIFORNIA CONTRACTORS SUPPLIES, INC.	448.50	01/19/2012
116672	DANIEL & NANCY POLLACK	430.00	01/19/2012
116651	BLR	428.58	01/19/2012
116667	COSTCO WHOLESALE	419.83	01/19/2012
116750	PANNER SALES COMPANY	417.43	01/19/2012
116623	PITNEY BOWES	415.00	12/30/2011
116555	HARRIS TRUST AND SAVINGS BANK	406.20	12/16/2011
116798	ZEP SALES & SERVICE	400.79	01/19/2012
116720	LYNN PEAVEY COMPANY	398.75	01/19/2012
116684	FILTER SERVICES ILLINOIS	396.00	01/19/2012
116670	CRITICAL REACH, INC.	395.00	01/19/2012
116567	WEST PAYMENT CENTER	394.95	12/16/2011
116791	VOLLMAR	384.00	01/19/2012
116778	TERMINAL SUPPLY COMPANY	381.77	01/19/2012
116762	RCM DATA CORPORATION	378.19	01/19/2012
116629	AMERICAN MESSAGING	376.49	01/06/2012
116517	AMERICAN MESSAGING	375.80	12/09/2011
116601	AFSCME COUNCIL 31	371.83	12/30/2011
116742	NIPSTA	365.00	01/19/2012
116568	AFSCME COUNCIL 31	352.26	12/15/2011
116537	RCM DATA CORPORATION	352.18	12/09/2011
116645	ARLINGTON POWER EQUIPMENT INC.	351.25	01/19/2012
116597	US TREASURY FREDERICK D. ALEXANDER ID#349-42-456	343.33	12/23/2011
116554	HARRIS TRUST AND SAVINGS BANK	343.10	12/16/2011
116779	TESKA ASSOCIATES, INC	342.50	01/19/2012
116571	MARY B. GROSSMAN, TRUSTEE	330.00	12/15/2011

Check	Vendor	Amount	Date
116604	MARY B. GROSSMAN, TRUSTEE	330.00	12/30/2011
116768	SEWER EQUIPMENT CO. OF AMERICA	327.03	01/19/2012
116621	LF STAFFING SERVICES, INC.	324.00	12/30/2011
116708	ILLINOIS STATE POLICE	308.25	01/19/2012
116776	SUN-TIMES MEDIA	306.40	01/19/2012
116753	PATTEN INDUSTRIES INC. #774539	301.78	01/19/2012
116689	GLENCOE CHAMBER OF COMMERCE	300.00	01/19/2012
116796	WINDY CITY LIGHTS	289.93	01/19/2012
116721	MAREK & ASSOCIATES	289.00	01/19/2012
116587	GORDON FLESCH COMPANY, INC.	282.02	12/23/2011
116659	CHICAGO PARTS & SOUND LLC	278.32	01/19/2012
116582	DALE TRUSKY	278.30	12/23/2011
116533	MULTI COPY CORPORATION	269.00	12/09/2011
116608	WISCONSIN DEPARTMENT OF REVENUE	268.13	12/30/2011
116702	IDEXX DISTRIBUTION, INC.	266.97	01/19/2012
116548	ENVIRONMENTAL SAFETY GROUP INC.	265.00	12/16/2011
116641	AMERICAN LEGAL PUBLISHING CORPORATION	250.00	01/19/2012
116707	ILLINOIS SECTION AWWA	250.00	01/19/2012
116624	PRAXAIR DISTRIBUTION, INC	240.95	12/30/2011
116617	GALLS, AN ARAMARK COMPANY	238.35	12/30/2011
116735	MOTOROLA, INC.	232.40	01/19/2012
116747	NORTHSHORE OMEGA	231.80	01/19/2012
116650	BIO-TRON, INC.	229.00	01/19/2012
116671	CUTTER & BUCK	225.54	01/19/2012
116649	BEST SANITATION SERVICES	225.00	01/19/2012
116605	NCPERS - IL IMRF	224.00	12/30/2011
116786	UTECH ENVIRONMENTAL MFG. SUP. INC.	224.00	01/19/2012
116559	MATTHEW ESPOSITO	223.05	12/16/2011
116538	SENTINEL TECHNOLOGIES, INC.	223.00	12/09/2011
116752	PATRIOT MATERIAL & RECYCLING INC.	209.04	01/19/2012
116746	NORTH SHORE GAS	205.74	01/19/2012
116569	GLENN STEARNS, CHAPTER 13 TRUSTEE	203.50	12/15/2011
116602	GLENN STEARNS, CHAPTER 13 TRUSTEE	203.50	12/30/2011
116784	TRAFFIC CONTROL & PROTECTION INC.	201.90	01/19/2012
116541	U.S. CAVALRY STORE, INC.	201.49	12/09/2011
116611	BARBARA REEDER	200.00	12/30/2011
116764	ROBERT FLORCZAK	200.00	01/19/2012
116759	PTM DOCUMENT SYSTEMS	188.45	01/19/2012
116532	MINNESOTA MUTUAL LIFE INSURANCE COMPANY	187.50	12/09/2011
116632	MINNESOTA MUTUAL LIFE INSURANCE COMPANY	187.50	01/06/2012
116714	INTERSTATE BATTERY OF NORTHERN ILL	181.90	01/19/2012
116563	SEARS & ANDERSON FIRE & SAFETY SERVICES, INC.	181.56	12/16/2011
116522	CHICAGO COMMUNICATION SYSTEMS, INC.	180.00	12/09/2011
116612	CHICAGO COMMUNICATIONS, LLC	180.00	12/30/2011
116657	CHICAGO COMMUNICATIONS, LLC	180.00	01/19/2012
116609	AFLAC (FEE)-FLEX ONE	174.00	12/30/2011
116652	BREDEMANN FORD IN GLENVIEW	167.25	01/19/2012
116686	FISHER SCIENTIFIC	163.91	01/19/2012
116775	SUBURBAN ELEVATOR COMPANY	163.00	01/19/2012
116549	GAIL HOLMES	158.25	12/16/2011
116674	DELFS JEEP	152.50	01/19/2012
116666	CONTINENTAL WEATHER SERVICE	150.00	01/19/2012
116695	GROSSE POINTE TOWING, INC.	150.00	01/19/2012

Check	Vendor	Amount	Date
116712	INTERNATIONAL S/P LOCKSMITHS	140.00	01/19/2012
116715	JIM DANDY CLEANERS	138.50	01/19/2012
116590	KNOX COMPANY	138.38	12/23/2011
116739	MUTUAL SERVICES OF HIGHLAND PARK	133.67	01/19/2012
116620	J.G. UNIFORMS, INC.	132.00	12/30/2011
116634	SKOKIE VALLEY LAUNDRY & DRY CLEANER	130.45	01/06/2012
116585	EMPLOYEE BENEFITS CORPORATION	130.00	12/23/2011
116771	SKOKIE VALLEY LAUNDRY & DRY CLEANER	129.55	01/19/2012
116782	THOMPSON ELEVATOR INSPECTION SERV	129.00	01/19/2012
116668	CRAFTWOOD LUMBER COMPANY	128.45	01/19/2012
116734	MOTION INDUSTRIES, INC.	126.02	01/19/2012
116790	VCG UNIFORM	125.00	01/19/2012
116613	COMCAST CABLE	115.95	12/30/2011
116726	MCMASTER CARR SUPPLY COMPANY	111.36	01/19/2012
116703	IDLEWOOD ELECTRIC SUPPLY INC.	108.03	01/19/2012
116728	MENONI & MOCOJNI, INC.	100.50	01/19/2012
116713	INTERNATIONAL SOCIETY OF ARBORICULTURE	100.00	01/19/2012
116740	NATIONAL ACADEMIES OF EMERGENCY DISPATCH	100.00	01/19/2012
116536	POSTMASTER	100.00	12/09/2011
116546	COMCAST CABLE	97.20	12/16/2011
116627	NICHOLAS LOPRESTI	96.50	01/01/2012
116795	WILLIAM EMBRY	95.00	01/19/2012
116679	DULTMEIER SALES DAVENPORT, INC.	93.24	01/19/2012
116663	COLE-PARMER INSTRUMENT CO.	90.74	01/19/2012
116642	AMERICAN WATER WORKS ASSN	85.00	01/19/2012
116725	MCHENRY ANALYTICAL WATER LABORATORY, INC.	84.00	01/19/2012
116591	LF STAFFING SERVICES, INC.	81.00	12/23/2011
116615	DONALD WEIL	79.46	12/30/2011
116637	ADT SECURITY SERVICES, INC.	75.16	01/19/2012
116547	CUTTER & BUCK	71.13	12/16/2011
116789	V J KILLIAN CO.	69.47	01/19/2012
116792	WAREHOUSE DIRECT OFFICE PRODUCTS	67.12	01/19/2012
116719	LUND INDUSTRIES INC.	67.00	01/19/2012
116688	GLENCOE ANIMAL HOSPITAL, LTD.	66.30	01/19/2012
116644	APWA - SUBURBAN BRANCH	65.00	01/19/2012
116638	AEREX PEST CONTROL	63.00	01/19/2012
116610	AMERICAN HOTEL REGISTER COMPANY	59.93	12/30/2011
116519	AT&T	59.33	12/09/2011
116565	TOP CLEANERS INC.	56.00	12/16/2011
116570	HELLER AND FRISONE, LTD	51.67	12/15/2011
116603	HELLER AND FRISONE, LTD	51.67	12/30/2011
116518	AMY SILVERSTEIN	50.00	12/09/2011
116692	GOVERNMENT FINANCE OFFICERS ASSOCIATION	50.00	01/19/2012
116560	NICOLE BIALKIN LEVY	50.00	12/16/2011
116594	RAYMOND IRBY	50.00	12/23/2011
116574	AMERICAN LEGAL PUBLISHING CORPORATION	48.75	12/23/2011
116544	UNITED PARCEL SERVICE	46.97	12/09/2011
116581	CROSSROADS SOFT CLOTH CAR WASH	46.50	12/23/2011
116551	GRAND FOOD CENTER	45.76	12/16/2011
116669	CRANE SALES AND SERVICE, INC.	45.01	01/19/2012
116580	CINTAS DOCUMENT MANAGEMENT	41.00	12/23/2011
116661	CINTAS DOCUMENT MANAGEMENT	41.00	01/19/2012
116705	ILLINOIS DEPARTMENT OF PUBLIC HEALTH	40.00	01/19/2012

Check	Vendor	Amount	Date
116744	NORTH SHORE CLEANERS, INC.	39.00	01/19/2012
116772	SNAP-ON INDUSTRIAL	38.39	01/19/2012
116561	OPTICSPLANET, INC.	35.94	12/16/2011
116618	HOME DEPOT CREDIT SERVICES	35.44	12/30/2011
116534	OPTICSPLANET, INC.	32.97	12/09/2011
116622	NORTHEAST WISCONSIN TECHNICAL COLLEGE	30.00	12/30/2011
116596	UNITED PARCEL SERVICE	27.02	12/23/2011
116552	HARRIS TRUST AND SAVINGS BANK	25.00	12/16/2011
116696	GROWER EQUIPMENT & SUPPLY CO.	24.92	01/19/2012
116761	RADIO SHACK CORPORATION	24.16	01/19/2012
116523	COMED	22.10	12/09/2011
116566	UNIFORMITY INC	21.95	12/16/2011
116685	FIRE ENGINEERING	21.00	01/19/2012
116530	IMPACT NETWORKING LLC	19.96	12/09/2011
116710	IMPACT NETWORKING LLC	19.50	01/19/2012
116648	BESS HARDWARE AND SPORTS	18.99	01/19/2012
116683	FEDERAL EXPRESS CORP.	18.87	01/19/2012
116654	BURRIS EQUIPMENT COMPANY	18.10	01/19/2012
116781	THOMAS WEATHERS	17.55	01/19/2012
116658	CHICAGO INTERNATIONAL TRUCKS	17.43	01/19/2012
116625	SUN-TIMES MEDIA	9.60	12/30/2011
116619	IMPACT NETWORKING LLC	9.43	12/30/2011
		<u>880,206.25</u>	

Check Register (Golf)

December Expense Summary (Golf)

Glencoe Golf Club Check Total	\$	18,388.08
Glencoe Golf Club EFT Total	\$	-

Bank Transfers - Detail

GOLF

<u>Date</u>	<u>Description</u>	<u>Amount</u>
12/15/2011	Federal Taxes	3,232.96
12/15/2011	State Taxes	693.69
12/15/2011	ICMA	385.54
12/31/2011	Federal Taxes	2,905.55
12/31/2011	State Taxes	631.63
12/31/2011	ICMA	385.54
12/31/2011	IMRF	4,485.72
	Golf Total	<u>12,720.63</u>

Glencoe Golf Club Bank Transfer Total	\$	12,720.63
---------------------------------------	----	-----------

Glencoe Golf Club Grand Total (Checks, EFT, Bank Transfers)	\$	31,108.71
--	-----------	------------------

**GLENCOE GOLF CLUB
CHECK REGISTER SUMMARY
DECEMBER 2011**

Check	Vendor	Amount	Date
602053	PARTNERS & SIRNY LLP	3,560.00	12/23/2011
602050	J. W. TURF INC.	2,058.44	12/23/2011
602035	DAVE ARDEN	1,887.99	12/09/2011
602061	EXELON ENERGY COMPANY	1,837.11	01/19/2012
602039	MENONI & MOCOGNI, INC.	1,592.37	12/09/2011
602074	REINDERS, INC.	805.46	01/19/2012
602065	NORTH SHORE GAS	650.64	01/19/2012
602056	J. W. TURF INC.	576.81	12/30/2011
602038	MATT RADDE	498.73	12/09/2011
602041	MATT RADDE	490.00	12/16/2011
602058	DIRECT RESPONSE RESOURCE	470.40	01/06/2012
602040	GLENBROOK AUTO PARTS, INC.	337.62	12/16/2011
602048	HARRIS TRUST AND SAVINGS BANK	335.81	12/23/2011
602042	AT&T	296.26	12/23/2011
602068	NORTH SHORE GAS	274.21	01/19/2012
602070	NORTH SHORE GAS	225.00	01/19/2012
602069	NORTH SHORE GAS	211.63	01/19/2012
602043	CINTAS CORPORATION	211.02	12/23/2011
602052	NEXTEL	206.13	12/23/2011
602034	AUTOMATIC ICEMAKERS	200.00	12/09/2011
602047	GLENBROOK AUTO PARTS, INC.	189.34	12/23/2011
602066	NORTH SHORE GAS	188.36	01/19/2012
602067	NORTH SHORE GAS	150.38	01/19/2012
602063	GLENCOE CHAMBER OF COMMERCE	150.00	01/19/2012
602037	ILLINOIS DEPARTMENT OF REVENUE	141.00	12/09/2011
602036	HOME DEPOT CREDIT SERVICES	116.95	12/09/2011
602044	COMCAST CABLE	99.95	12/23/2011
602049	HOME DEPOT CREDIT SERVICES	90.15	12/23/2011
602057	CINTAS CORPORATION	74.08	01/06/2012
602072	OFFICE DEPOT	63.63	01/19/2012
602071	NORTHERN SAFETY CO., INC.	56.67	01/19/2012
602064	HOME DEPOT CREDIT SERVICES	49.00	01/19/2012
602046	FOOTJOY, INC.	45.52	12/23/2011
602054	ROSE PEST SOLUTIONS	44.00	12/23/2011
602062	GLENBROOK AUTO PARTS, INC.	40.93	01/19/2012
602051	LAKELAND COMMUNICATION SERVICE	40.00	12/23/2011
602060	CINTAS CORPORATION	37.04	01/19/2012
602073	PETTY CASH - GLENCOE GOLF CLUB	33.14	01/19/2012
602059	HINCKLEY SPRINGS	20.31	01/06/2012
602045	EMPLOYEE BENEFITS CORPORATION	20.00	12/23/2011
602055	AFLAC (FEE)-FLEX ONE	12.00	12/30/2011
		<hr/>	
		18,388.08	